



### District Report Card: 2017


<b>State:</b> Meghalaya	<b>District:</b> South Garo Hills
<b>Class:</b> 5	<b>Subject:</b> Language
<b>Schools:</b> 53	<b>Students:</b> 413


### Participation/Coverage


#### Students

<div>GENDER</div> <div></div>	Boys				Girls			
	Number		%		Number		%	
	186		45.04		227		54.96	

<div>AREA</div> <div></div>	Rural				Urban			
	Number		%		Number		%	
	389		94.19		24		5.81	

<div>CATEGORY</div> <div></div>	SC		ST		OBC		GEN	
	Number	%	Number	%	Number	%	Number	%
	0	0.00	411	99.52	1	0.24	1	0.24

<div>CWSN</div> <div></div>	LD	VI	HI	S&LD	ID	Oth
	0	23	0	0	0	0

<div>Management</div> <div></div>	Government			Government-aided		
	Number		%	Number		%
	203		49.15	210		50.85

### Average Performance of Students in Language (%)

Overall	Gender		Area		Management		Social Group			
	Male	Female	Rural	Urban	Govt.	Aided	SC	ST	OBC	GEN
45.71	45.56	45.84	46.53	32.50	50.15	41.43	0.00	45.77	46.67	20.00

## Performance on Learning Outcomes (LOs)

Learning Outcomes	Description	Average Performance(%)
L504	Reads and comprehends independently storybooks, news items/ headlines, advertisements etc.	45.96
L508	Reads text with comprehension, locates details and sequence of events	45.59

Range of Performance of Students who Answered Correctly							
Below 30%		30% - 50%		50% - 75%		Above 75%	
Number	%	Number	%	Number	%	Number	%
103	24.94	146	35.35	122	29.54	42	10.17

## Lowest Performing Learning Outcomes (LOs)

- 1 - Reads text with comprehension, locates details and sequence of events (45.59)
- 2 - Reads and comprehends independently storybooks, news items/ headlines, advertisements etc. (45.96)